




**INSTITUCION UNIVERSITARIA ESCUELA NACIONAL DEL DEPORTE
INFORME DE EJECUCION DEL PRESUPUESTO DE INGRESOS**

JUNIO 30 DE 2018

DESCRIPCION	PRESUPUESTO DEFINITIVO	RECAUDO EFECTIVO ACUMULADO	CUENTAS POR COBRAR	TOTAL EJECUCION	% EJECUCION	SALDO PRESUPUESTAL
INGRESOS DE LOS ESTABLEC. PUBLICOS	62,011,967,000	26,729,498,044	2,892,004,660	29,621,502,703	67	22,390,464,297
INGRESOS CORRIENTES	44,131,289,000	20,721,748,615	2,892,004,660	23,613,753,275	64	20,517,535,725
NO TRIBUTARIOS	27,066,675,000	10,774,866,098	2,892,004,660	13,666,870,757	50	13,399,804,243
TASAS Y DERECHOS	27,066,675,000	10,774,866,098	2,892,004,660	13,666,870,757	50	13,399,804,243
TASAS Y DERECHOS	27,066,675,000	10,774,866,098	2,892,004,660	13,666,870,757	50	13,399,804,243
VENTA DE SERVICIOS EDUCATIVOS DE SERVICIOS	27,066,675,000	10,774,866,098	2,892,004,660	13,666,870,757	50	13,399,804,243
TRANSFERENCIAS	17,064,614,000	9,946,882,517	0	9,946,882,517	68	7,117,731,483
DE ENTIDADES DESCENT. NALES	15,064,614,000	9,946,882,517	0	9,946,882,517	66	5,117,731,483
RECURSOS CREE	2,000,000,000	0	0	0	0	2,000,000,000
RECURSOS DE CAPITAL	7,880,678,000	6,007,749,429	0	6,007,749,429	76	1,872,928,571
RECURSOS DEL CREDITO	6,000,000,000	6,000,000,000	0	6,000,000,000	100	0
BANCA COMERCIAL	6,000,000,000	6,000,000,000	0	6,000,000,000	100	0
OTROS RECURSOS DE CAPITAL	1,880,678,000	7,749,429	0	7,749,429	0	1,872,928,571
RENDIMIENTOS OPERACIONES FINANCIEROS	30,000,000	7,749,429	0	7,749,429	26	22,250,571
UTILIDADES Y EXCEDENTES FINANCIEROS	1,850,678,000	0	0	0	0	1,850,678,000
TOTAL	62,011,967,000	26,729,498,044	2,892,004,660	29,621,502,703	67	22,390,464,297


JOSÉ FERNANDO ARROYO
Rector


PATRICIA MARTINEZ
Vicerectora Financiera


JORGE KENIS C.
Prof. Universitario



SONIA L. ROSERO D.
Directora Técnica

INSTITUCION UNIVERSITARIA ESCUELA NACIONAL DEL DEPORTE
INFORME DE EJECUCION DEL PRESUPUESTO DE GASTO


JUNIO 30 DE 2018


DESCRIPCION	PRESUPUESTO DEFINITIVO	PAGO EFECTIVO	OBLIGACIONES POR PAGAR	TOTAL EJECUCION	% EJE.	SALDO PRESUPUESTO
FUNCIONAMIENTO	12,562,798,000	4,324,904,933	1,580,769,970	6,905,694,903	47.05	6,647,103,097
SERVICIOS PERSONALES	6,139,529,000	2,047,610,988	319,798,006	2,367,408,994	46.06	2,772,120,006
SERVICIOS PERSONALES ASOC. A LA NÓMINA	3,079,831,000	1,173,391,866	0	1,173,391,866	38.10	1,906,439,134
SUELDOS PERSONAL DE NOMINA	2,364,248,000	869,276,703	0	869,276,703	36.77	1,494,971,297
BONIFICACION SERV.-PRESTADOS	68,967,000	36,605,157	0	36,605,157	53.08	32,361,843
BONIFICACIÓN ESP POR RECREACION	13,135,000	6,972,412	0	6,972,412	53.08	6,162,588
VACACIONES	154,892,000	81,561,792	0	81,561,792	52.66	73,330,208
HORAS EXTRAS Y DIAS FESTIVOS	8,000,000	6,888,446	0	6,888,446	86.11	1,111,554
PRIMA DE NAVIDAD	220,016,000	0	0	0	0.00	220,016,000
PRIMA DE SERVICIOS	101,384,000	77,100,065	0	77,100,065	76.05	24,283,935
PRIMA DE VACACIONES	105,608,000	55,969,985	0	55,969,985	53.00	49,638,015
INDEMNIZACION VACACIONES	43,591,000	39,017,306	0	39,017,306	89.51	4,573,694
SERV PERSONALES INDIRECTOS	1,072,077,000	698,006,926	249,828,298	847,834,223	79.08	224,242,777
HONORARIOS	644,716,000	300,612,573	189,522,838	490,135,411	76.02	154,580,589
REMUNERACION SERVICIOS TECNICOS	427,361,000	297,393,352	60,305,460	357,698,812	83.70	69,662,188
CONTRIBUCIONES INHERENTES A LA NÓMINA	987,621,000	276,213,197	69,969,708	346,182,905	35.06	641,438,095
AL SECTOR PÚBLICO	176,696,000	81,817,100	0	81,817,100	46.33	94,777,900
APORTES PREVISIÓN SOCIAL	95,784,000	53,661,600	0	53,661,600	56.92	42,222,400
PENSIONES	93,435,000	51,213,000	0	51,213,000	54.81	42,222,000
INSTITUTO DE SEGUROS SOCIALES ISS	93,435,000	51,213,000	0	51,213,000	54.81	42,222,000
SALUD PÚBLICO	2,349,000	2,348,600	0	2,348,600	99.98	400
APORTES PARAFISCALES	80,811,000	28,255,500	0	28,255,500	34.96	52,555,500
INST-COLOMBIANO DE BIENESTAR FAMILIAR	80,811,000	28,255,500	0	28,255,500	34.96	52,555,500
AL SECTOR PRIVADO	811,026,000	194,396,097	69,969,708	264,365,805	32.80	546,660,195
APORTES PREVISIÓN SOCIAL	703,278,000	162,639,697	69,969,708	232,609,405	33.06	470,768,595
FONDOS CESANTIAS	238,351,000	19,964,897	69,969,708	89,934,605	37.73	148,416,395
FONDOS DE PENSIONES	198,560,000	42,695,900	0	42,695,900	21.50	155,864,100
APORTES SERVICIOS MÉDICOS - POS	204,474,000	67,064,800	0	67,064,800	32.80	137,409,200
RIESGOS PROFESIONALES	61,903,000	32,814,100	0	32,814,100	53.01	29,088,900
CAJA DE COMPENSACIÓN FAMILIAR	107,748,000	31,856,400	0	31,856,400	29.57	75,891,600

GASTOS GENERALES	7,176,264,000	2,277,293,946	1,260,991,964	3,638,285,909	49.31	3,637,978,091
ADQUISICION DE BIENES	2,040,199,000	861,022,127	305,983,827	1,167,005,964	57.20	873,193,046
ADQUISICION DE SERVICIOS	5,001,178,000	1,415,417,418	955,008,137	2,370,425,655	47.40	2,630,752,445
IMPUESTOS Y MULTAS	134,887,000	854,400	0	854,400	0.63	134,032,600
TRANSFERENCIAS CORRIENTES	237,005,000	0	0	0	0.00	237,005,000
OTRAS TRANSFERENCIAS	237,005,000	0	0	0	0.00	237,005,000
CUOTA DE AUDITAJE	137,005,000	0	0	0	0.00	137,005,000
SENTENCIAS Y CONCILIACIONES	100,000,000	0	0	0	0.00	100,000,000
INVERSION	37,259,168,000	6,264,068,668	1,395,510,746	7,669,579,314	20.56	29,599,588,666
INFRAESTRUCTURA	8,256,718,000	106,477,740	51,762,528	158,240,268	1.92	8,098,477,732
DOTACION	2,808,917,000	64,946,778	6,192,000	71,138,778	2.53	2,737,778,222
RECURSO HUMANO	20,821,318,000	5,737,580,703	1,068,374,598	6,805,955,301	32.69	14,015,362,699
INVESTIGACIÓN Y ESTUDIOS	2,474,307,000	148,166,360	16,608,242	164,774,602	6.66	2,309,532,398
ADMINISTRACION DEL ESTADO	85,280,000	0	0	0	0.00	85,280,000
INTERNACIONALIZACION	430,258,000	10,000,000	77,000,000	87,000,000	20.22	343,258,000
PROYECCION SOCIAL	456,094,000	23,325,000	4,566,000	27,891,000	6.12	428,203,000
MEJORAMIENTO CENTRO DE PRACTICAS Y SERVI	398,317,000	29,781,000	5,915,000	35,696,000	8.96	362,621,000
MEJORAMIENTO CENTRO PRACTICAS Y SERV	906,139,000	82,876,987	136,760,378	219,637,365	24.24	686,501,635
ACREDITACION DE ALTA CALIDAD	621,820,000	60,914,000	28,332,000	89,246,000	14.35	532,574,000
SERVICIOS DE LA DEUDA	2,200,001,000	961,987,831	0	961,987,831	43.73	1,238,013,169
AMORTIZACION	1,700,001,000	800,000,002	0	800,000,002	47.06	900,000,998
INTERESES	500,000,000	161,987,829	0	161,987,829	32.40	338,012,171
TOTAL	62,011,967,000	11,550,961,332	2,976,300,716	14,527,262,048	27.93	37,484,704,962


JOSÉ FERNANDO ARROYO VALENCIA
 Rector


PATRICIA MARTÍNEZ
 Vicerectora Financiera


MARLENI RODRIGUEZ R.
 Prof. Universitario


SONIA L. ROSERO D.
 Directora Técnica